



RotaPlate® screen material

Stronger. Sharper. Superior.





Stronger. Sharper. Superior.




For users of woven screen material there is now a superior alternative. Switch to Stork Prints' new RotaPlate® screen material and greatly increase product quality as well as improving your bottom line. It offers superior performance at each stage of production, from pre-press right through to washing down.



RotaPlate® screen material gives you the freedom to print faster, at higher quality, while saving you money. It decreases your operational costs and therefore increases your competitiveness, yet requires no additional investment in your pre-press equipment and presses. You will get more meters out of your mesh with RotaPlate®.

Stronger



Long lifetime

Unlike all other screen materials, RotaPlate® is a solid nickel sheet with a honeycomb grid of hexagonally shaped holes and not a woven mesh of metal threads. It has the same, unique, hexagonal structure as Stork Prints' RotaMesh®, a material renowned for its long lifetime.

Extremely sturdy

Any experienced screen maker will recognise immediately that RotaPlate® is an extremely sturdy and stable material that is built to withstand manual handling, thus resulting in less remakes. It is compatible with all standard screen making equipment.

Less downtime

RotaPlate® is very resistant to wrinkling and, unlike woven materials, virtually never breaks or gets damaged during press set-up or printing. Small particles on the web or web splices will not be a worry anymore. For short or long runs RotaPlate® reduces downtime and saves you money.

No back-up screen required

In addition, as the screens last so long and are extremely unlikely to break during printing, there is no need to produce a back-up for longer jobs. This cuts your screen costs even further.

Re-use for repeat orders

With production runs often shorter as customers increasingly ask for just-in-time delivery, RotaPlate® gives you the option to re-use the same screen for repeat orders. The extremely stable hexagonal mesh can withstand being washed down 6 times, which obviously saves you the time and money that would be required to make a new screen each time.

4

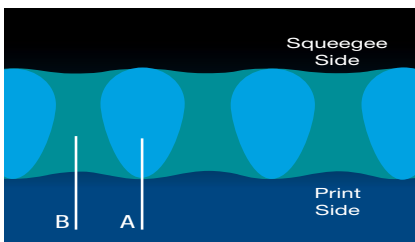


Figure 1 RotaPlate® A= wall B= hole

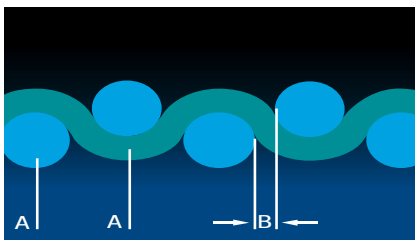


Figure 2 Woven mesh A= thread B= hole

Sharper

RotaPlate® features a patented process developed by Stork Prints that builds up the mesh material, so that one side of the mesh has a totally different texture and profile than the other [see figure 1]. The squeegee side of RotaPlate® is very flat, giving very low squeegee wear. The printing side, however, has very sharp edges, which leads to sharper printing, and crystal-clear results for your customer.



More suitable for ultra-fine details

Each RotaPlate® screen has 40% more holes per square centimeter than the corresponding woven screen. More holes means more precise ink transfer onto the substrate, resulting in sharper fine prints and smoother solids. The difference is particularly noticeable when printing fine text and thin lines.

Quicker and easier quality checks

The green emulsion used for RotaPlate® was chosen specifically because the human eye is very sensitive to this colour. Pre-press operators see better contrast during the development process and can check fine details more easily before releasing the screen for printing.

Superior

Application support

We offer a full service package ranging from installation to application support and training. Our team of experts also provide in-depth advice on specific production related matters on site. Stork Prints also has a Technical Centre where customers can test new products and methods in an authentic production environment.

All in all, RotaPlate® raises your competitiveness and protects your margins. Every step of the way: your production's on a roll with RotaPlate®.



RotaPlate[®] specifications and related properties

Type	355F	355M	355S	305M	305S	305V	215V	125W	75Y	75Z
Mesh/linear inch (#)	355	355	355	305	305	305	215	125	75	75
Thickness (micron)	50	53	60	48	60	65	65	120	190	290
Open Area (%)	11	15	19	17	21	22	29	43	53	53
Hole diameter (micron)	25	29	33	36	40	41	67	140	250	250
Wet ink deposit (micron)*	5	8	11	8	11	15	18	45	180	280
Maximum particle size (micron)	8	10	11	12	13	14	22	50	85	85
Resolution (micron)	90	90	90	100	100	100	125	225	350	350
Exposure factor (#)	0,8	0,8	1	1	1	1,2	1,5	2	2**	3**

* ink characteristics dependent ** exposure device dependent

Recommended application

Type	355F	355M	355S	305M	305S	305V	215V	125W	75Y	75Z
Line work and text very fine	3	2	2	2	1	-	-	-	-	-
Line work and text fine	3	3	3	2	2	1	-	-	-	-
Line work and text coarse	-	1	2	2	3	3	3	3	-	-
Halftone/vignette	3	3	2	2	2	-	-	-	-	-
Solids opaque	-	1	2	2	3	3	3	3	-	-
Metallics	-	-	1	1	1	2	3	2	-	-
Raised images (varnish)/braille	-	-	-	-	-	-	-	3	3	3

3 Excellent 2 Good 1 Acceptable - Not suitable/not recommended

6

1 Mesh/linear inch

2 Thickness

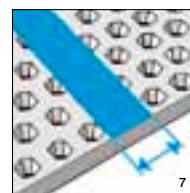
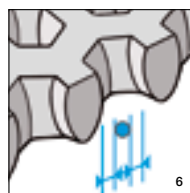
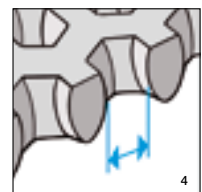
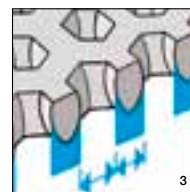
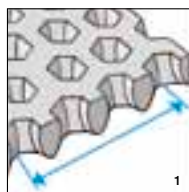
3 Open area

4 Hole diameter

5 Wet ink deposit

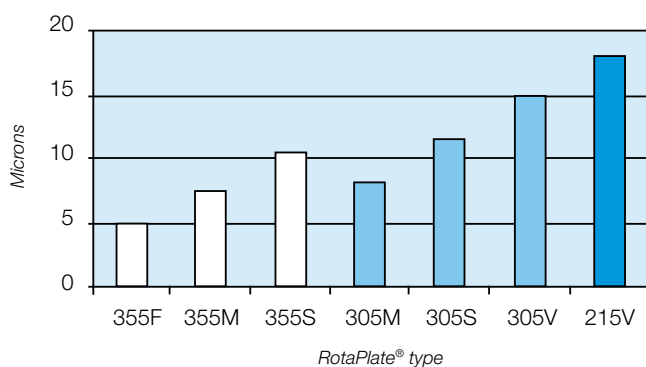
6 Maximum particle size

7 Resolution



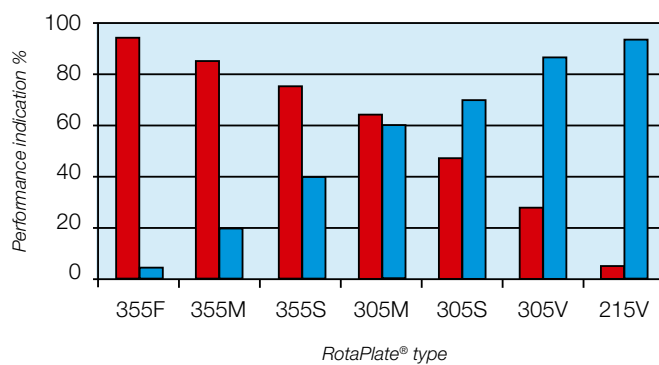
RotaPlate®'s characteristics & performance

Wet ink deposit of RotaPlate®



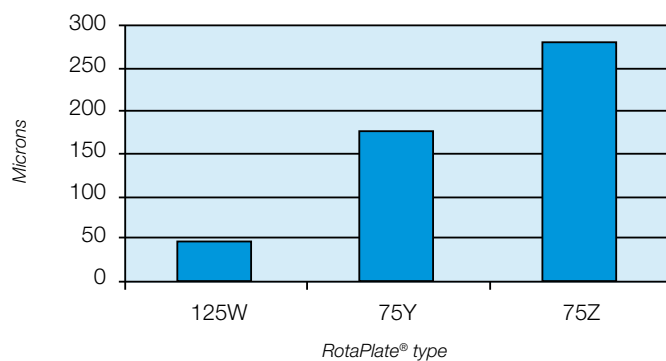
RotaPlate® performance

■ fine details ■ solids

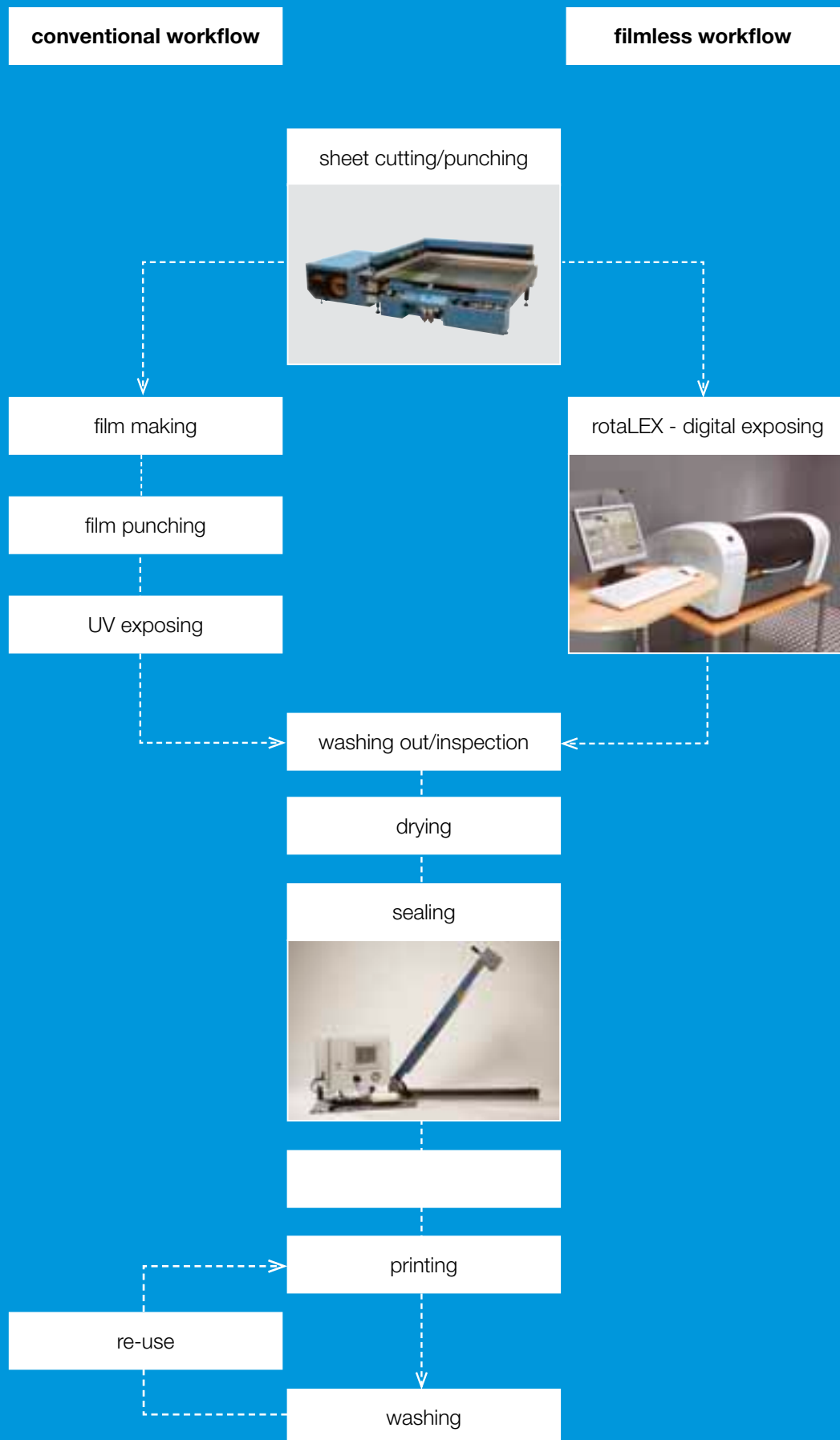


7 ::

Wet ink deposit of RotaPlate® Tactiles



Pre-press RotaPlate® Workflow



RotaPlate® pre-press system

The RotaPlate® pre-press process gives you the best of both worlds: flexible and easy in-house engraving of rotary screens and significant cost savings using traditional or digital workflows. The complete program allows you to tailor a prepress system that is ideally suited to your requirements.

Greater accuracy and repeatability

Stork Prints has developed specialized RotaPlate® pre-press equipment for every relevant step in the engraving process, ensuring optimal performance in terms of accuracy and repeatability.

Significant cost savings

The RotaPlate® pre-press system is extremely affordable, which makes it ideally suited to the engraving of rotary screen plates. Preparing a RotaPlate® screen will not take you more than twenty minutes.

rotaLEX – the digital workflow

The rotaLEX eliminates all costs related to film work in the conventional workflow and thus offers substantial cost and time saving opportunities. Laser exposure ensures excellent reproducibility, easy file data archiving and less manual work.



Stork Prints

Stork Prints is the leading provider of system and application know-how in textile and graphics printing processes as well as two-dimensional, high accuracy, metal precision products.
For further information, please visit www.storkprints.com.

Headoffice
Stork Prints BV
P.O. Box 67
5830 AB Boxmeer
The Netherlands
T +31 (0) 48559 9555
F +31 (0) 48559 9556
E sales.graphics@stork.com
I www.storkprints.com

Stork Prints Brasil Ltda.
Av. Comendador Leopoldo Dedini, 150
13422-210
Piracicaba (SP)
Brazil
T +55 19343 71300
F +55 19343 71339
E storkprints@storkprints.com.br
I www.storkprints.com.br

Stork Prints Austria GmbH
Kufsteiner Strasse 4
A-6336, Langkampfen
Austria
T +43 5372 69930
F +43 5372 69935
E info.storkprintsaustria@stork.com

Stork Prints Pakistan (Pvt) Ltd.
11, Bangalore Town
Cooperative Housing Society Shahrah-e-Faisal
75350, Karachi
Pakistan
T +92 21455 8334
F +92 21455 8277

Stork Prints Baski Sistemleri
Tic. Ltd. Sti
Kaya Sultan Sok.No.97 D.2-A
Kozyata
34742, Istanbul
Turkey
T +90 21646 48353
F +90 21646 48357
I www.storkprints.com.tr

Stovec Industries Ltd.
N.I.D.C. Near Lambha Village
Post Narol
382 405
Ahmedabad (Gujarat State)
India
T +91 79257 10407
F +91 79257 10406

Stork Prints America Inc.
3201 Rotary Drive, Charlotte, NC 28269
P.O. Box 26458, Charlotte, N.C. 28221
U.S.A.
T +1 70459 87171
F +1 70459 60858

Stork Textile Systems Wuxi
251 Xing Chuang Balu
Wuxi-Singapore Industrial Park
214028
Wuxi, Jiangsu 214028
China
T +86 510852 82225
F +86 510852 82241
E info@stork.cn

Stork Prints Mexico S.A. de C.V.
C. Centéotl 274
Col. Fracc. Ind. San Antonio
02760
Del. Azcapotzalco, Mexico D.F.
Mexico
T +52 (55) 5561 8950
F +52 (55) 5561 8935